

State Hazard Mitigation Plan Activity Book



Cal OES
GOVERNOR'S OFFICE
OF EMERGENCY SERVICES

Let's Mitigate with Mable the Miti-goat!



In Case of an Emergency

My name: _____

My phone number: _____

My address: _____

Parent / Guardian name: _____

Parent / Guardian phone number: _____

Other contact name: _____

Other contact phone number: _____

Meeting place: _____

Emergency details: _____

Medication, medical equipment and other : _____

Notes: _____



Hi, friends!

The State Mitigation Planning Unit has designed this exciting activity book to help you learn about the State Hazard Mitigation Plan and understand why mitigation is so important.

Join Mable the Miti-Goat on a fun adventure to discover ways to stay safe and mitigate risks. Being well-informed makes everyone safer!

Be sure to talk to your parents and teachers about hazard mitigation strategies that can help protect you, your loved ones, and your friends.

Have fun! Share what you learn with your family and friends.

Let's get started!

Your friends from the State Mitigation Planning Unit

Key Terms

Hazards - Things that can be dangerous or cause harm to people, animals, or places. They are problems that we need to watch out and be ready for.

Mitigate - To make something less bad or less scary. It's finding a way to make a problem smaller or easier to handle.

Mitigation - Making things less bad or less dangerous. It's taking steps to stop something from causing big problems or making it easier to handle.

Planning - When you think ahead about what you want to do and figure out the best way to do it. It's like making a roadmap to help you reach a goal!

State Hazard Mitigation Plan (SHMP)- California's State Hazard Mitigation Plan (SHMP) is a big safety plan for California to help protect people, homes, and the environment from dangers like earthquakes, wildfires, floods, and droughts. It's created by experts who understand what could go wrong and create ideas to make things safer.

Types of Hazards in California:

Avalanche - When a big mass of snow, ice, rocks, and dirt suddenly slides down a mountain or hill. It can happen really fast and is very powerful.

Drought - When there is not enough water for a long time. It can affect things like rivers, lakes, and even the rain that plants need to grow.

Earthquake - When the ground suddenly shakes because rocks deep underground are moving. It's like when you shake a table, and everything on it wobbles.

Extreme Cold or Freeze - When it gets really cold outside. It can be dangerous for people, animals, and plants if they're not prepared.

Extreme Heat - When it gets really hot outside. It can be dangerous for people, animals, and plants if they're not careful.


Flood - When there's too much water in a place, and it covers the ground. It can happen because of heavy rain, rivers overflowing, or big waves from the ocean.

Landslide - When dirt, rocks, or mud slide down a hill or mountain because the ground becomes too unstable. It's like when you pile up dirt and it suddenly falls off the side of the hill.

Power Outage - When the electricity stops working for some time, and you can't use things that need power, like lights, TV, or the fridge.

Tsunami - Huge waves that can travel across the ocean very fast and be really big when they reach land.

Wildfire - A big fire that spreads quickly in places like forests, grasslands, or hills. These fires can burn trees, plants, and even buildings if they get too close.



Hello! I'm Carlos.
I will teach you
what the 2023
State Hazard
Mitigation Plan is!



Hello! I'm Eliza.
I'm here to help
you have fun
along the way!




I'm Mable the
Miti-goat. I can't
wait to uncover all
the details!



Hello! I'm Tyler.
Together, we will
learn about mitigation
strategies!



WHAT IS THE STATE HAZARD MITIGATION PLAN (SHMP)?



- Is an important hazard mitigation guide
- Describes California's
 - Past and current hazards
 - Plan to mitigate those hazards
 - Mitigation goals
 - Mitigation ideas
- Shows how California can get better and keep going after a hazard happens
- Guides people to make informed decisions about hazard mitigation
- Helps local partners reduce hazard risks



State Hazard Mitigation Planning Webpage
<https://tinyurl.com/StateHMP>

Ask an adult to help you scan this QR code to learn more about the State Hazard Mitigation Plan, as well as other helpful resources.

The State Hazard Mitigation Plan (SHMP) is updated every five years.

Planning Steps for the State Hazard Mitigation Plan:

Talk to Everyone: We involve people who care about safety in our community.

Spot the Dangers: We look for things that could be risky or not safe in our area.

Create the State Hazard Mitigation Plan: We create a plan to help keep everyone safe and avoid problems in the future.

Put the Plan into Action: We work together to use all sorts of resources to make our ideas happen.

Who Helps:

State Agencies: These groups help ensure safety at the state level.

State Tools: This includes cool things like maps and experts who know much more about safety.

Local Voices: We listen to people from our cities, counties, communities, and Tribal Nations to get their ideas.

Other Helpers: We also ask schools, researchers, and community members for their ideas.

Now you know
how the SHMP
is done!




Some Types of Hazards in California:

- Wildfire
- Earthquake
- Flood
- Extreme Heat
- Extreme Cold or Freeze
- Landslide
- Tsunami
- Power Outage
- Drought
- Tornado



These hazards can cause damage, injuries, illnesses, and confusion. By learning about them and being prepared, we can help keep everyone safe and reduce the risks!



www.Ready.gov

Ask an adult to help you scan this QR code to learn more about the hazards as other well as helpful resources.

Read each hazard definition and help Mable match the hazard to its definition!



Earthquake Tsunami
Flood Drought
Tornado Power Outage
Wildfire

1. _____ This disaster can happen when big storms bring a lot of rain, causing the water to rise too high.
2. _____ This disaster happens when an earthquake under or near the sea makes big waves in the ocean.
3. _____ When there is not enough rain for a long time. This makes the ground dry, and there isn't enough water for plants, animals, or people to use.
4. _____ You can feel the ground rumble and shake when this disaster happens.
5. _____ This disaster moves fast across big areas of land and creates lots of heat and smoke.
6. _____ This means things like lights, TVs, and fridges won't turn on until the power comes back.
7. _____ This disaster brings strong winds that can be dangerous because they make things fly around or fall.

What is Mitigation?

Mitigation is what your cities, counties, Tribes, and the state do to prevent disasters from causing too much damage or harming people.

Mitigation is like wearing a bike helmet. If you fall, you may scrape your knee, but your head stays safe. Wildfires and earthquakes happen, but we can do things to reduce damage to your town and harm to you.

Mitigation ensures that your homes and communities are strong before a disaster.

Who Helps with Mitigation?

Mitigation is usually done by local, county, Tribal, and state governments, as well as other people or volunteer organizations. But guess what? Anyone can help with mitigation!

For example, you can make sure your home is ready for wildfires by creating a defensible space around it. This means clearing away anything that could catch fire, like bushes, trees, and other flammable materials.

Everyone can
pitch in to keep
our community
safe!





Help Mable search for the words from the word list. Circle each word you find. For example, "FLOOD" is already circled for you. GOOD LUCK!



WORD LIST:

- ~~FLOOD~~
- WILDFIRE
- DROUGHT
- EARTHQUAKE
- HEAT
- COLD
- PLAN
- POWEROUTAGE
- LANDSLIDE



Mitigation and Safety Tips for You and Your Family!

Learn About Dangers: Find out what hazards can happen near you, like earthquakes or floods.

Make an Emergency Kit: Create a fun go bag with water, snacks, a flashlight, batteries, an emergency contact list, medicines, blankets, pet supplies, and a first-aid kit.

Create a household plan and practice: Talk with your family about what to do in emergencies and how to keep in touch when an emergency happens.

Stay Informed: Ask your parents if there are any things to watch out for where you live, like storms, bad weather, or dangerous areas.


Stay Calm: Learn fun ways to stay calm during scary times, like playing your favorite games or reading your favorite book.

Plant Trees: Help the planet by planting trees! They keep the ground from washing away during heavy rains and give us shade.

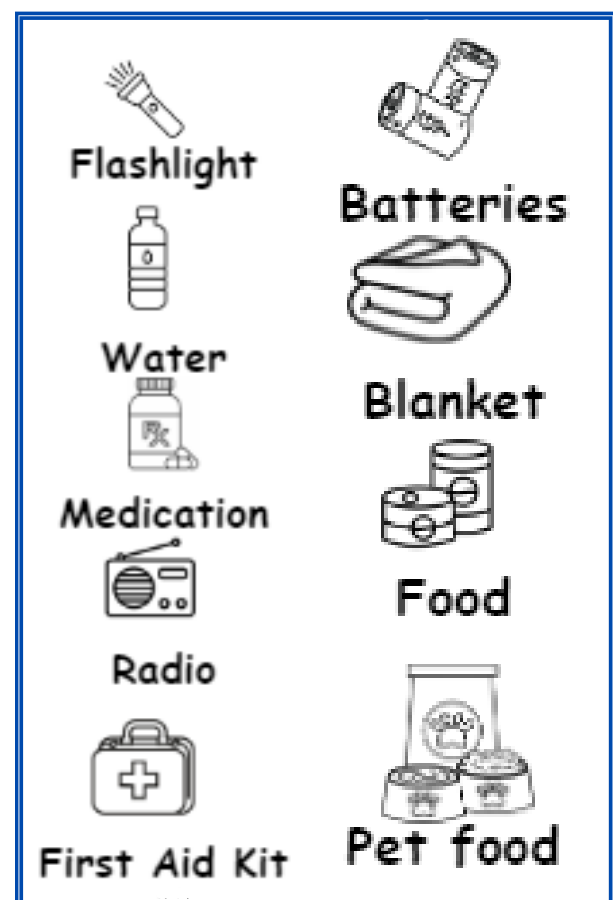
Share What You Learn: Teach your friends and family about safety and how to be prepared!



Find your go bag items!




Find your go bag items!



Discover the words in the puzzle!

- plan
- mitigate
- batteries
- food
- water
- flashlight
- blanket
- medication

Now that you located your go bag items, help Mable spell out some of the go bag items!



Planning and Preparedness Webpage
<https://tinyurl.com/planningpreparedness>




Ask an adult to help you scan this QR code to learn more about planning and preparedness, and school safety

We need to help our friends get home safely from the wind! Let's work together and find the best path home!

Ready, set, go!




Exit



Prepare with Pedro
www.ready.gov/kids

Ask an adult to help you scan this QR code prepare with Pedro, as other well as helpful resources.

Let's color and have fun!



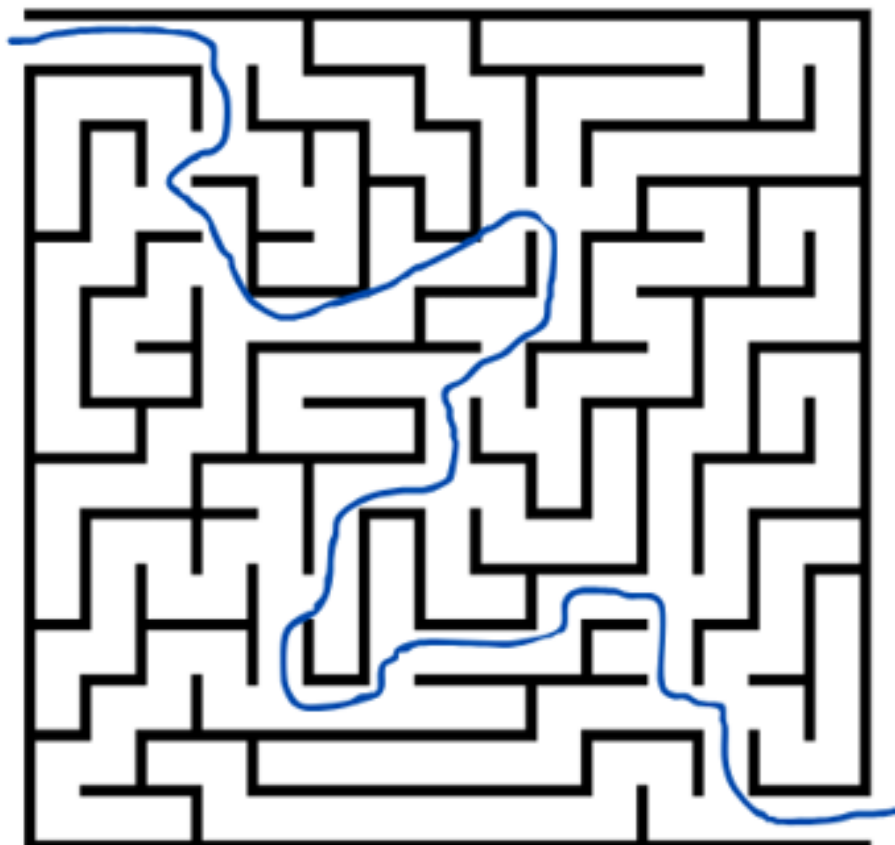

Did you know?

Goats are tasked with an important mission: eating dangerous fire fuels such as weeds, other plants, grass, and tree limbs. By munching away at these plants, they help create natural firebreaks and reduce the risk of wildfires spreading to nearby communities!



Answer key!

1. FLOOD This disaster can happen when big storms bring a lot of rain, causing the water to rise too high.
2. TSUNAMI This disaster happens when an earthquake under or near the sea makes big waves in the ocean.
3. DROUGHT When there is not enough rain for a long time. This makes the ground dry, and there isn't enough water for plants, animals, or people to use.
4. EARTHQUAKE You can feel the ground rumble and shake when this disaster happens.
5. WILDFIRE This disaster moves fast across big areas of land and creates lots of heat and smoke.
6. POWER OUTAGE This means things like lights, TVs, and fridges won't turn on until the power comes back.
7. TORNADO This disaster brings strong winds that can be dangerous because they make things fly around or fall.





Cal OES

GOVERNOR'S OFFICE
OF EMERGENCY SERVICES



**Hazard Mitigation Planning
Division Webpage**



<https://tinyurl.com/StateHMP>

**Created by:
the State Mitigation Planning Team:
Aykanush Mikayelyan
Ryan Marth
Matt Muñoz**